

Steri-Lene - Nasogastric Tube / Ryle's Tube Silicon Elastomer Coated

SMD 601 E

Uncoated | SMD 601

- Steri-Lene - Ryle Tabung Silicon Elastomer Coated
- Ryle's Tube / Tubo De Ryle Revestimiento de Elastómero de Silicio
- Steri-Lene - Tubo de Ryle Revestimento de Elastômero de Silício
- Steri-Lene - Tube de Ryle Revêtement en élastomère de silicium

LOWER TRAUMA DURING INTUBATION

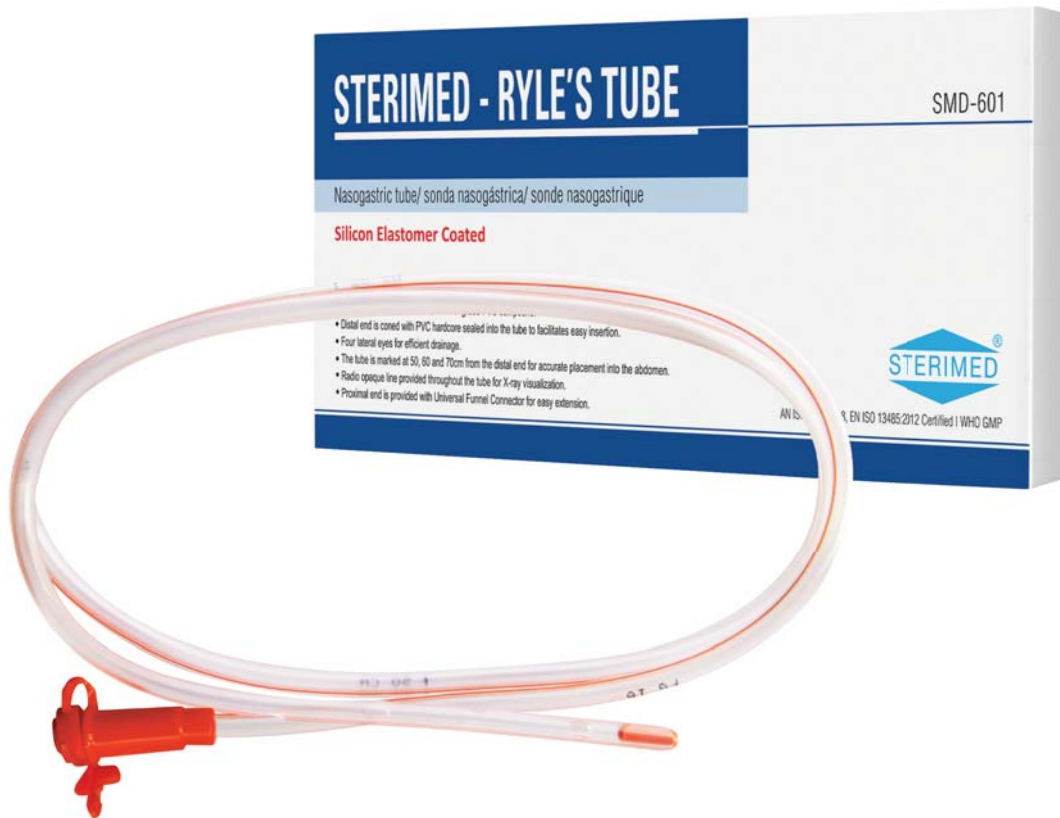
LONGER IN-DWELL TIME

TRAUMA FREE REMOVAL

100% SAFETY



PHTHALATE FREE



- Low coefficient of friction minimises tissue damage
- Silicon elastomer provides inert coating avoiding adverse effects of PVC
- Longer indwell times leads to cost savings and reduced patient trauma while intubation and removal

- Used for nutritional feeding purposes or aspiration of intestinal secretions
- Made from non-toxic, medical grade PVC
- Enhanced patient safety
- Coned distal end with steel balls sealed into the tube to facilitate easy insertion
- Four lateral eyes for efficient drainage
- Proximal end universal funnel connector
- Markings at 50, 60 and 70 cm and radio opaque line for accurate placement
- Optional: SMD 601 L available with Luer mount fitting
- Ryle's Tube Uncoated SMD 601 also available

Packing

- Sterile, Individually packed in peelable pouch & blister pack.
- Box of 50; Master Carton of 500 (6 to 14 FG)
- Box of 50; Master Carton of 600 (16 to 20 FG)



Gross: 14.5kg (16 FG)



6 to 14 FG - 790 x 480 x 280mm

16 to 20 FG - 680 x 480 x 520mm

EFFECTIVE LENGTH	TOTAL LENGTH
102cm	105cm

SIZES								
FG	6	8	10	12	14	16	18	20
Colour Code	Green	Blue	Black	White	Green	Orange	Red	Yellow

A Study was conducted by a research team of **DOW CORNING, USA** to check the effects and efficacy of Silicon Elastomer Coating on **STERIMED PVC NASOGASTRIC TUBES**.

The results indicated an astounding fall of almost 83% in the coefficient of friction which clearly indicates that elastomer coated nasogastric tubes will cause much less trauma and tissue damage while intubation.

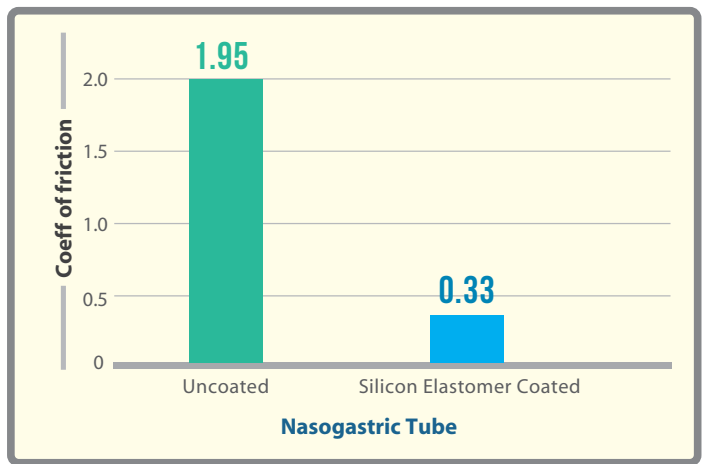
A further study was conducted to check the behavior of elastomer coating in acidic conditions similar to those in the alimentary canal.

Results showed that over a period of time, the coefficient of friction increased in case of uncoated tubes whereas the coated tubes maintained a consistently low coefficient of friction over 30 days.

The efficacy and inertness of the product remained intact over the 30 days trial. The effectiveness of the coating not only reduces tissue damage during intubation but also reduces damage and trauma during removal.

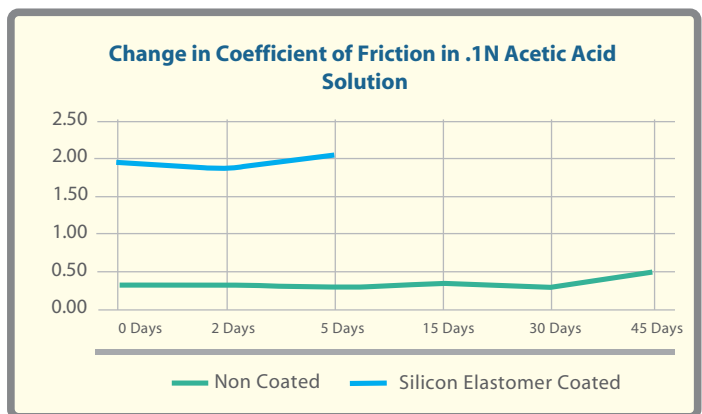
SUMMARY OF HEALTH DATA, MSDS AND REGULATORY PROFILE FOR SILICON ELASTOMER COATING

FALL IN COEFFICIENT OF FRICTION BY OVER 80%



PVC sheet coated with Silicon Elastomer - 0.1N Acetic Acid, initial cof, final cof, 2D, 5D, 10D, 30D

	Silicon Elastomer Coated	Non Coated
0 Days	0.33	1.94
2 Days	0.36	1.86
5 Days	0.28	2.04
15 Days	0.36	2.22
30 Days	0.31	3.14



- Coefficient of Friction was measured based on the method and instrument technique developed by Dow Corning internally
- Compounded PVC granules were given by Sterimed and was molded into sheet at Dow Corning Daman facility